





Technical Specifications

Model				
Type	Full Face Mask	Full Face Mask	Nasal Mask	Nasal Mask
Weight	119g	119g	64g	64g
Therapy Pressure Range	4-30 cmH ₂ O	4-30 cmH ₂ O	4-30 cmH ₂ O	4-30 cmH ₂ O
Tube Connection	φ22mm	φ22mm	φ22mm	φ22mm
Flow Resistance (At 50 L/min)	≤0.5cmH ₂ O	≤0.5cmH ₂ O	≤0.5cmH ₂ O	≤0.5cmH ₂ O
Flow Resistance (At 100 L/min)	≤1.5cmH ₂ O	≤1.5cmH ₂ O	≤1.5cmH ₂ O	≤1.5cmH ₂ O
Sound Pressure Level	≤30dB(A)	≤30dB(A)	≤30dB(A)	≤30dB(A)
Expiratory Resistance with Anti Asphyxia Valve Open (At 50 L/min)	≤2.0cmH ₂ O/(L/S)	≤2.0cmH ₂ O/(L/S)	—	—
Inspiratory Resistance with Anti Asphyxia Valve Open (At 50 L/min)	≤2.0cmH ₂ O/(L/S)	≤2.0cmH ₂ O/(L/S)	—	—
Anti Asphyxia Valve Open Pressure	≤2.0cmH ₂ O/(L/S)	≤2.0cmH ₂ O/(L/S)	—	—
Anti Asphyxia Valve Closed Pressure	≤2.0cmH ₂ O/(L/S)	≤2.0cmH ₂ O/(L/S)	—	—

YOU WE
LOVE LIFE

yuwell



JIANGSU YUYUE MEDICAL EQUIPMENT & SUPPLY CO., LTD

Sales Center Address: Huanyuan East Road No.1, Xuzhuang Software Park, Nanjing, Jiangsu Province, P.R. China

Tel: 86-25-8558 2701 Fax: 86-25-5832 2068

Manufacturer: Suzhou Yuyue Medical Technology Co., Ltd.

Manufacturing Address: No.9 Jinfeng Road, Suzhou Science & Technology Town, 215163 Suzhou, Jiangsu, PEOPLE'S REPUBLIC OF CHINA

Tel: 86-512-67373001

Email:sales@yuyue.com.cn & yuwellsales@yuyue.com.cn

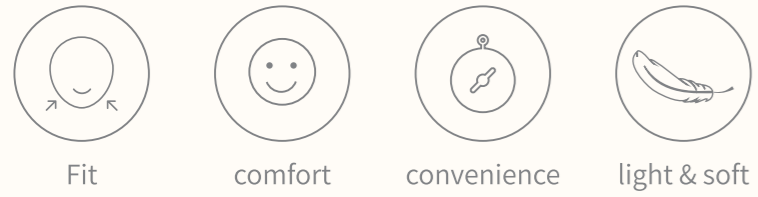
www.yuwell.com



YUWELL
BREATHWEAR MASK SERIES

2019, Yuyue medical, all rights reserved. The "YUYUE", yuwell, the yuwell logo and name are trademarked by Jiangsu Yuyue Medical Equipment & Supply Co., Ltd, and may not be distributed, modified, reproduced in whole or in part without the prior. All specifications and product configurations are subject to change without notification.

YUWELL BREATHWEAR MASK SERIES




Rebound Silicone Cushion

The mask is made of rebound silicone cushion, which is airtight, light and soft. It is designed to reduce facial pressure, improve fit and comfort.



Quiet Vent-hole

Honeycomb design, reducing airflow erosion intensity, gentle and quiet.



Classic Models, Solid & Stability




Full Face Mask
YF-01



Nasal Mask
YN-02

Adaptive Silicone Cushion

The silicone cushion has an adaptive design at the nose bridge, which can be automatically adjusted according to different face shape, better relieve the pressure of the high nose and improve user experience.



Quick-release Connector

Using a quick release connector easily separate or connect the mask and the device.



Non Forehead Support, Unobstructed View



Full Face Mask
YF-02



Nasal Mask
YN-03

Soft And Light Headgear

Selected soft skin-friendly fabrics, light and stable, help patients adapt to treatment comfortably.

